

# RV1 NCB-060-SS

## REFRIGERATED CHEF BASE

Ideal for restaurants, cafeterias & food processing spaces

**NEW AIR** 



NEMA 5-15P



Intertek

## FEATURES

Stainless steel exterior & interior with rounded corners for easy cleaning

Digital temperature control & defrost frequency

Heavy duty casters (with front brakes)

Durable & high weight bearing rails for drawers

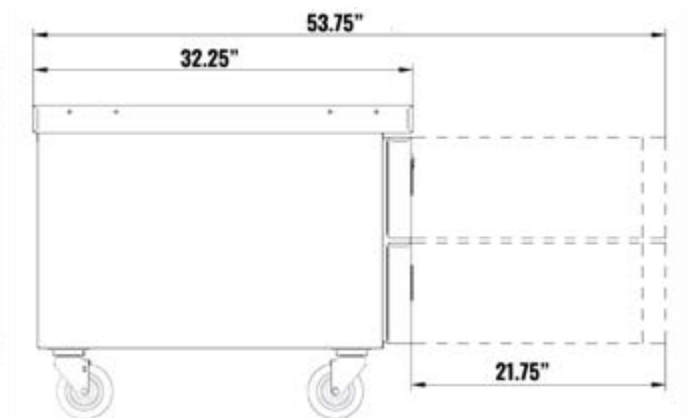
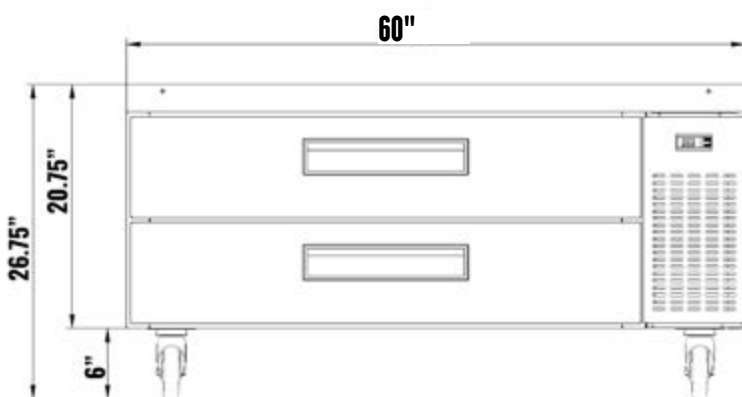
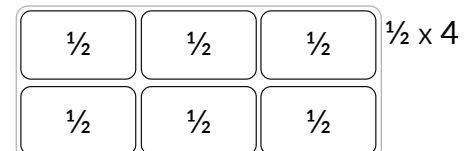
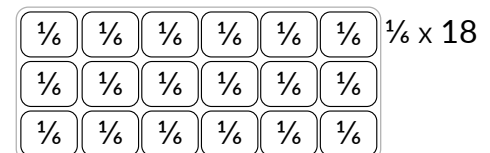
Removable drawers

## SPECIFICATIONS

Exterior Dimensions (in)	60" x 32 1/4" x 26 5/8"
Package Dimensions (in)	62 1/8" x 34 1/4" x 29 1/8"
Net Weight (kg/lbs)	111.58 kg / 246 lbs
Drawers	2
Temperature Range (°C)	0.5 To 3°C
Refrigerant (CFC-Free)	R290
Amperage (A)	2.09 A
Voltage (V)	115V / 60Hz
Plug Type	NEMA 5-15P

## DRAWER LAYOUT OPTIONS

Pans NOT included



**NEW AIR**

\*Design and specifications may change without prior notice for product improvement

CUSTOMER SUPPORT



1-800-567-3620



NEWAIRREFRIGERATION.CA



2025